

Mystery Quilt

Construction (Part 3)

For this section you will need the following pieces from the fabric you cut:

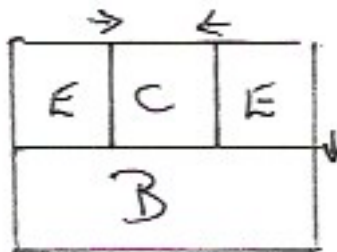
Fabric A: 6 5" squares and 24 3 1/2" squares

Fabric B: 24 2" x 5" rectangles

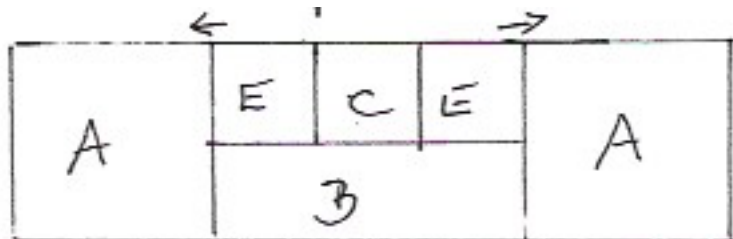
Fabric C: 24 2" squares

Fabric E: 48 2" squares

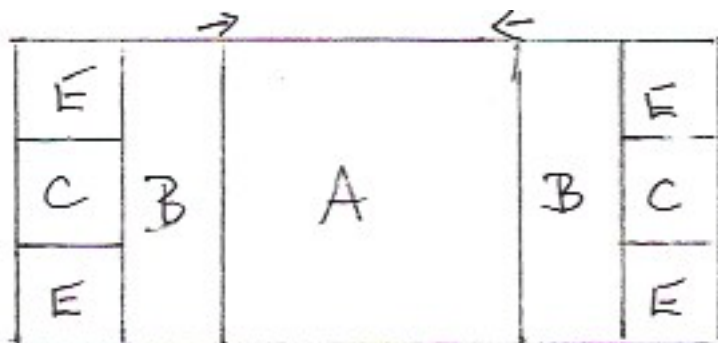
Assemble 24 units like this:



Then add a 3 1/2" A square to either end of 12 of the units:



Then using the remaining 12 units, sew a "B" edge to opposite sides of the six 5" A squares.



Then assemble the rows/sections to form 6 squares.

