


MARCH 2017 ~ BLOCK OF THE MONTH

PROPELLER

THIS IS A 10 INCH BLOCK in assorted green fabrics / scrappy



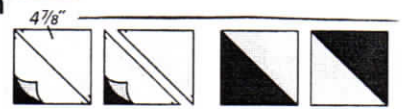
Supplies needed for one block :

4 - assorted green $4\frac{7}{8}$ " squares

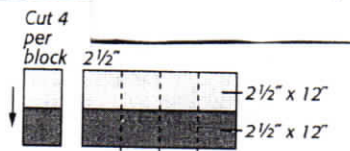
1 - 2.5" x 2.5" green square (for the center)

2 - 2.5" x 12" green strips

Make four half square triangles with the $4\frac{7}{8}$ " squares using a $\frac{1}{4}$ " seam



Sew together the two 2.5" x 12" strips to create a strip set. Cut into 4 segments 2.5" wide.



Lay out units as shown. Sew in three rows.

