




# April Block of the Month—Rain or Shine

## MATERIALS LIST FOR 1 BLOCK

- 1- light solid or print fabric
  - 1—medium to dark print, stripe, plaid or solid fabric
  - Thread for piecing
  - 1—8.5” to 9” piece of rickrack, lace or other trim
4. For piecing one block you will need to cut the following:
- 1—6.5” x 6.5” light fabric
  - 1—5” x 5” medium to dark fabric
  - 1—1” x 10” dark fabric
  - 1—8.5”-9” piece of trim



Step 1 —Cut the 6.5” x 6.5” square in half on the diagonal to make 2 triangles.



**Step 2**—Sew 1”x10” strip to one of the triangles. Press seam to the darker fabric.

**Step 3**—Sew the 2nd triangle to 1”x 10” strip. Press seam to the darker fabric. Trim the block to 6.5” x 6.5”.

